


Repetition Notenschrift: Aufgaben


- 1.a) Notiere die Töne, die auf den Notenlinien sitzen und schreibe ihre genauen Namen auf. 1.b) Notiere die Töne, die in den Zwischenräumen liegen und schreibe ihre genauen Namen auf.



A musical staff in treble clef showing notes on lines and spaces. The notes on lines are e', g', h', d'', f''. The notes on spaces are f', a', c'', e''.

e' g' h' d'' f'' f' a' c'' e''

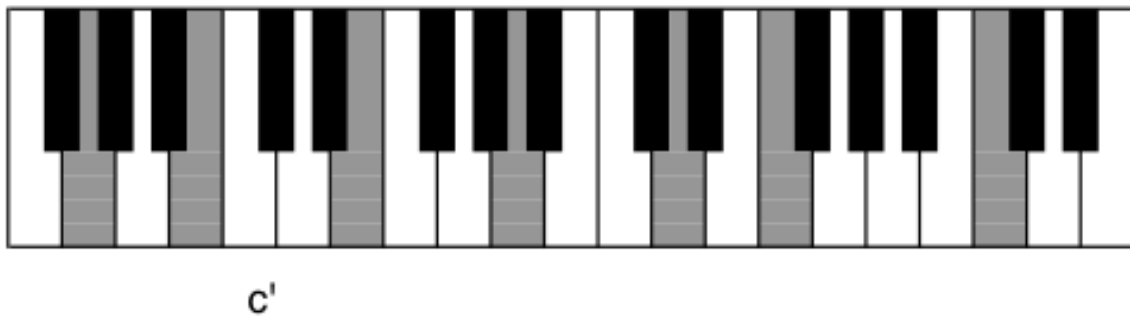

2. Notiere alle Noten mit demselben Namen (bis drei Hilfslinien unten und oben).



A musical staff in treble clef with notes on lines and spaces. Below the staff are three additional lines, and above are three additional lines. Notes are placed on these lines to represent the same pitch as the notes on the main staff.


g h e a f d c

3. Benenne die grau eingefärbten Klaviertasten (mit Oktavbezeichnung). Schreibe diese Töne anschliessend in das Notensystem.


An empty musical staff in treble clef for writing the notes corresponding to the shaded keys on the keyboard.

4. Entziffere den verschlüsselten Satz!




A musical staff in treble clef with notes on lines and spaces. Below the staff are letters: vom d a c h g a r t e n

vom d a c h g a r t e n



A musical staff in treble clef with notes on lines and spaces. Below the staff are letters: h a e n g t e i n f a d e n ins

h a e n g t e i n f a d e n ins



A musical staff in treble clef with notes on lines and spaces. Below the staff are letters: g i r a f f e n g e h e g e

g i r a f f e n g e h e g e